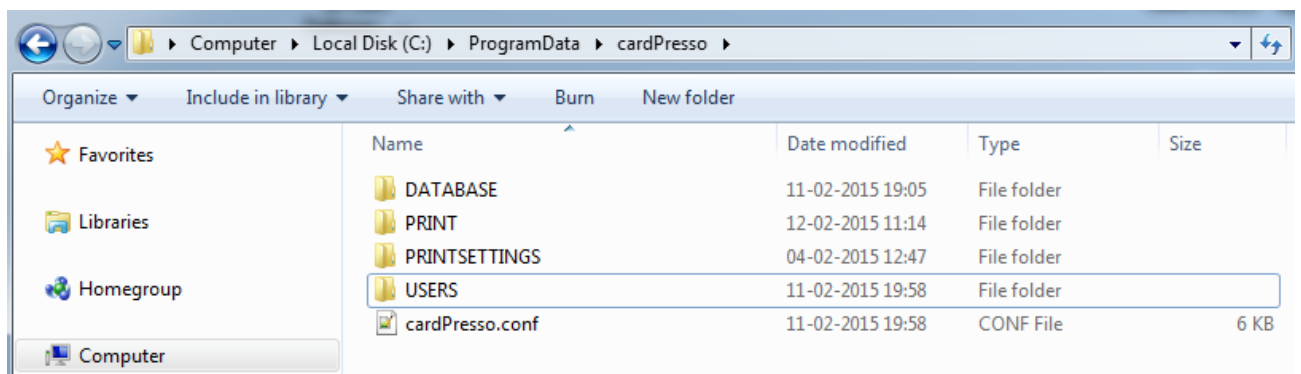


TECHNOTE [07/2015]

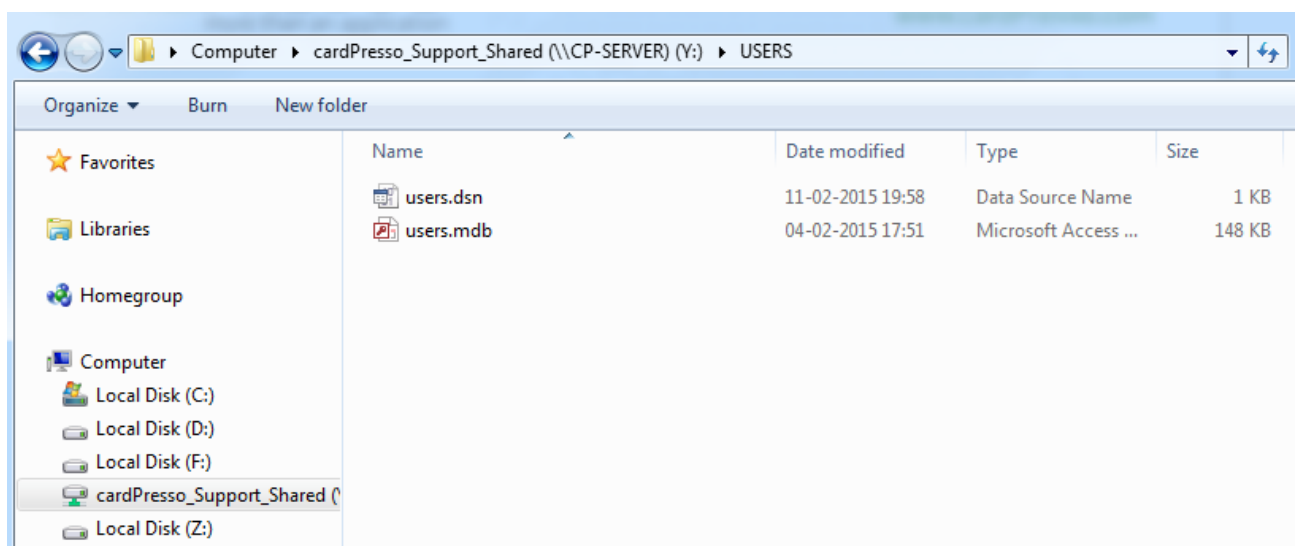
DATE: Feb, 2015
AUTHOR: cardPresso TECHNICAL SUPPORT
PRODUCT/AREA: Users View

How to share User permissions through several computers

When cardPresso is installed for all users, the database where the user and admin permissions are stored is by default located in `C:\ProgramData\cardPresso\USERS` and in the file `cardPresso.conf` located in `C:\ProgramData\cardPresso` is where cardPresso during its Start checks the location of that database.

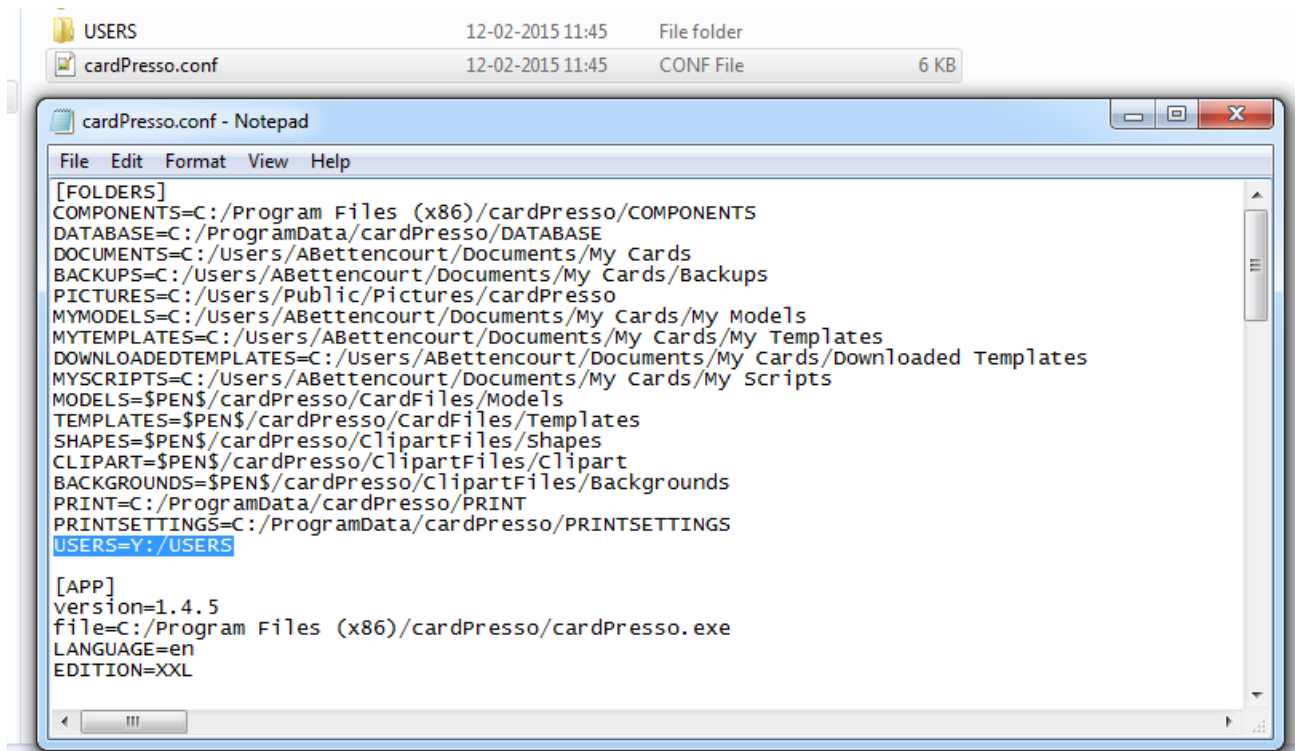


To share the same User permissions through several computers, the `users.mdb` has to be located in a folder shared by all of them, in our case, for this technote we copied it to a shared folder in our Server.



Afterwards we need to change the path to the *users.mdb* in the *cardPresso.conf*.

We update the line *USERS=C:/ProgramData/cardPresso/USERS* to *USERS=Y:/USERS*. Please remember to use */* instead of the windows default **.



After enabling the User Logins and also the Auditing in the local cardPresso's or by copying a configured *cardPresso.conf* to all computers, all logins and actions in cardPresso will be presented in the Auditing view.

In the image below you can see in the Auditing view that the ADMIN has logged-in from 2 different computers.

CP File Users Window Help

Welcome view
Users View

Users		Groups		
Login	Name	Group	Name	Users
ADMIN	Administrator	ADMIN	Administrators	ADMIN

Auditing

Date	Computer	Location	Operation	User	Document	Description	Event Result
2015-02-12 12:19:36	CPSUPPORT2-PC		New Document	ADMIN	Document2		
2015-02-12 12:19:31	CPSUPPORT2-PC		Welcome view	ADMIN			
2015-02-12 12:10:10	CPSUPPORT3-PC		Users View	ADMIN			
2015-02-12 12:10:08	CPSUPPORT3-PC		Welcome view	ADMIN			

Enable user logins

User Properties EDIT USER

Login: ADMIN
 Name: Administrator
 Password: ●●●●●●●●●●
 Confirm Password: ●●●●●●●●●●
 Disable user (cannot login)
 Enable auditing

Save