
TECHNOTE

[51/2014]

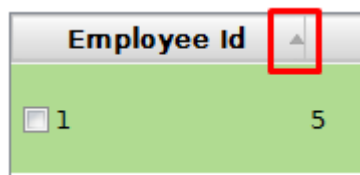
DATE: December, 2014
AUTHOR: cardPresso TECHNICAL SUPPORT
PRODUCT/AREA: Database

Subject: How to order database records

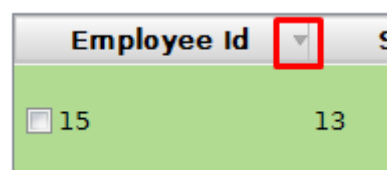
It is possible to determine the order by which your database records are presented through:

- DATABASE VIEW

Clicking the column name of the column by which you intend to order by (Employee Id in this example), will change the presentation order from ascending to descending or vice-versa.



Employee Id
1
5

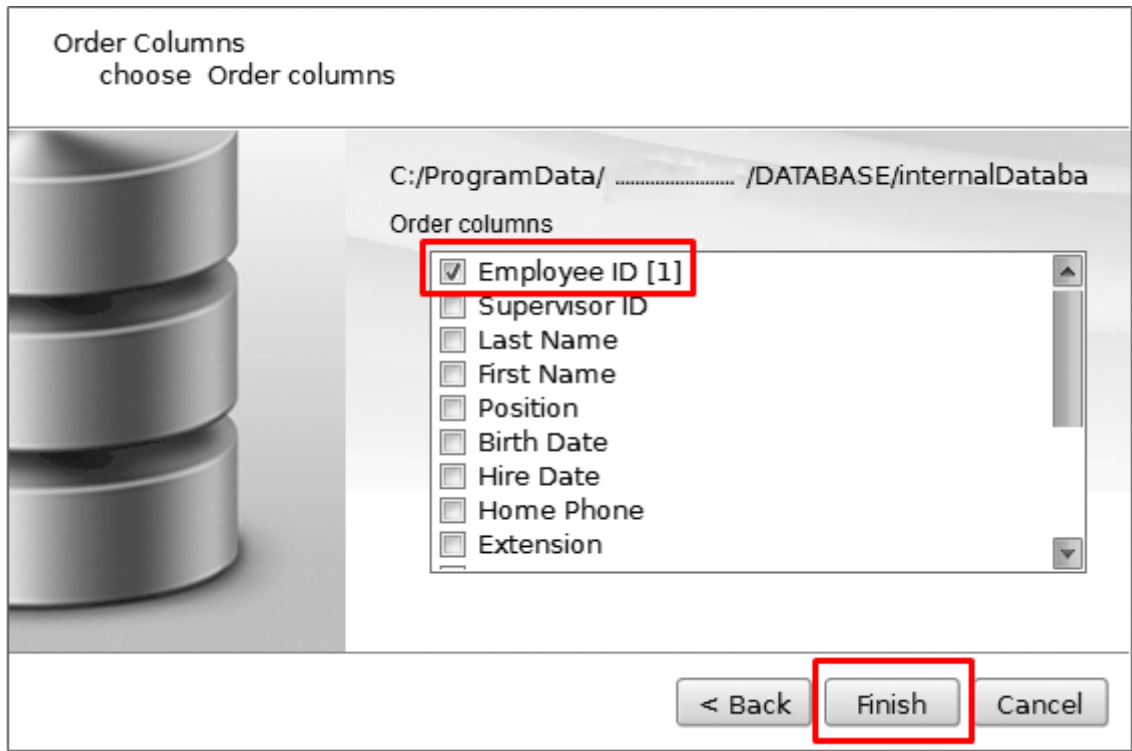


Employee Id
15
13

- DATABASE CONNECTION WIZARD

The **Order Columns** window allows you to choose which column of your database cardPresso should use to order the records by when you browse them in cardPresso.

Select the column you want to use to order the items in cardPresso and click Finish and your database items will be displayed on cardpresso's **Database** tab or **Database View**:



The organization rules used by cardPresso for the selected columns are:

Empty fields first, then the Numeric fields from the smallest value (0) to the biggest value (± 9), followed by the fields in Alphabetic order.